


National Institutional Ranking Framework

Ministry of Education

Government of India

Welcome to Data Capturing System: OVERALL



Submitted Institute Data for NIRF'2024'

Institute Name: Rayat Shikshan Sanstha's C. D. Jain College of Commerce [IR-O-C-41785]

Sanctioned (Approved) Intake

| Academic Year | 2022-23 | 2021-22 | 2020-21 | 2019-20 | 2018-19 | 2017-18 |
|-------------------------|---------|---------|---------|---------|---------|---------|
| UG [3 Years Program(s)] | 616 | 616 | 616 | - | - | - |
| PG [2 Year Program(s)] | 132 | 132 | - | - | - | - |

Total Actual Student Strength (Program(s) Offered by Your Institution)

| (All programs of all years) | No. of Male Students | No. of Female Students | Total Students | Within State (Including male & female) | Outside State (Including male & female) | Outside Country (Including male & female) | Economically Backward (Including male & female) | Socially Challenged (SC+ST+OBC Including male & female) | No. of students receiving full tuition fee reimbursement from the State and Central Government | No. of students receiving full tuition fee reimbursement from Institution Funds | No. of students receiving full tuition fee reimbursement from the Private Bodies | No. of students who are not receiving full tuition fee reimbursement |
|-----------------------------|----------------------|------------------------|----------------|--|---|---|---|---|--|---|--|--|
| UG [3 Years Program(s)] | 726 | 849 | 1575 | 1575 | 0 | 0 | 582 | 993 | 1360 | 0 | 0 | 215 |
| PG [2 Year Program(s)] | 113 | 129 | 242 | 242 | 0 | 0 | 89 | 153 | 242 | 0 | 0 | 0 |

Placement & Higher Studies

UG [3 Years Program(s)]: Placement & higher studies for previous 3 years

| Academic Year | No. of first year students intake in the year | No. of first year students admitted in the year | Academic Year | No. of students admitted through Lateral entry | Academic Year | No. of students graduating in minimum stipulated time | No. of students placed | Median salary of placed graduates(Amount in Rs.) | No. of students selected for Higher Studies |
|---------------|---|---|---------------|--|---------------|---|------------------------|--|---|
| 2018-19 | 608 | 606 | 2019-20 | 0 | 2020-21 | 473 | 7 | 252000(TWO LAKH FIFTY TWO THOUSAND) | 196 |
| 2019-20 | 608 | 607 | 2020-21 | 0 | 2021-22 | 407 | 40 | 96000(NINETY SIX THOUSAND) | 87 |
| 2020-21 | 616 | 614 | 2021-22 | 0 | 2022-23 | 322 | 46 | 105000(ONE LAKH FIVE THOUSAND) | 97 |

PG [2 Years Program(s)]: Placement & higher studies for previous 3 years

| Academic Year | No. of first year students intake in the year | No. of first year students admitted in the year | Academic Year | No. of students graduating in minimum stipulated time | No. of students placed | Median salary of placed graduates(Amount in Rs.) | No. of students selected for Higher Studies |
|---------------|---|---|---------------|---|------------------------|--|---|
| 2019-20 | 120 | 90 | 2020-21 | 90 | 11 | 243000(TWO LAKH FOURTY THREE THOUSAND) | 0 |
| 2020-21 | 132 | 132 | 2021-22 | 102 | 25 | 96000(NINETY SIX THOUSAND) | 7 |



| | | | | | | | |
|---------|-----|-----|---------|----|----|---------------------------------|---|
| 2021-22 | 132 | 132 | 2022-23 | 74 | 26 | 105000(ONE LAKH FIVE THOUSAND) | 5 |
|---------|-----|-----|---------|----|----|---------------------------------|---|

Ph.D Student Details

| Ph.D (Student pursuing doctoral program till 2022-23 Students admitted in the academic year 2023-24 should not be entered here.) | | | |
|--|---------|---------|----------------|
| | | | Total Students |
| Full Time | | | 11 |
| Part Time | | | 0 |
| No. of Ph.D students graduated (Including Integrated Ph.D) | | | |
| | 2022-23 | 2021-22 | 2020-21 |
| Full Time | 1 | 0 | 1 |
| Part Time | 0 | 0 | 0 |
| PG (Student pursuing MD/MS/DNB program till 2022-23 Students admitted in the academic year 2023-24 should not be entered here) | | | |
| Number of students pursuing PG (MD/MS/DNB) program | | | 0 |
| No. of students Graduating in PG (MD/MS/DNB) program | | | |
| | 2022-23 | 2021-22 | 2020-21 |
| | 0 | 0 | 0 |


Online Education

| Portal Name | No. of students offered online courses which have credit transferred to transcript | Total no. of online courses which have credit transferred to the transcript | Total no. of credits transferred to transcript |
|---|--|---|--|
| Swayam | 0 | 0 | 0 |
| 5. No. of courses developed and available online on Swayam platform by your institution faculty | | 0 | |

Financial Resources: Utilised Amount for the Capital expenditure for previous 3 years

| Academic Year | 2022-23 | 2021-22 | 2020-21 |
|--|--|---|--|
| | Utilised Amount | Utilised Amount | Utilised Amount |
| Annual Capital Expenditure on Academic Activities and Resources (excluding expenditure on buildings) | | | |
| Library | 99381 (NINETY NINE THOUSAND THREE HUNDRED EIGHTY ONE) | 468156 (FOUR LAKH SIXTY EIGHTY THOUSAND ONE FIFTY SIX) | 505115 (FIVE LAKH FIFTY ONE THOUSAND FIFTEEN) |
| New Equipment for Laboratories | 2313522 (TWO LAKH THIRTEEN THOUSAND FIVE HUNDRED TWENTY TWO) | 13000 (THIRTEEN THOUSAND) | 93016 (NINE THREE THOUSAND SIXTEEN) |
| Engineering Workshops | 0 (ZERO) | 0 (NIL) | 0 (NIL) |
| Studios | 0 (ZERO) | 0 (NIL) | 0 (NIL) |
| Other expenditure on creation of Capital Assets (excluding expenditure on Land and Building) | 0 (ZERO) | 0 (NIL) | 0 (NIL) |

Financial Resources: Utilised Amount for the Operational expenditure for previous 3 years



| Academic Year | 2022-23 | 2021-22 | 2020-21 |
|---|--|---|---|
| | Utilised Amount | Utilised Amount | Utilised Amount |
| Annual Operational Expenditure | | | |
| Salaries (Teaching and Non Teaching staff) | 35838982 (THREE CRORES FIFTY EIGHT LAKH THIRTY EIGHT THOUSAND NINE HUNDRED EIGHTYTWO) | 22595559 (TWO CRORES TWENTY FIVE LAKHS NINETY FIVE THOUSAND FIVE HUNDRED FIFTY NINE) | 28768395 (TWO CRORES EIGHTY SEVEN LAKH SIXTY EIGHT THOUSAND THREE HUNDRED NINETY FIVE) |
| Maintenance of Academic Infrastructure or consumables and other running expenditures(excluding maintenance of hostels and allied services,rent of the building, depreciation cost, etc) | 686956 (SIX LAKH EIGHTY SIX THOUSAND NINE HUNDRED FIFTY SIX) | 2127000 (TWENTY ONE LAKH TWENTY SEVEN THOUSAND) | 217151 (TWO LAKH SEVENTEEN THOUSAND ONE HUNDRED FIFTY ONE) |
| Seminars/Conferences/Workshops | 74067 (SEVENTY FOUR THOUSAND SIXTY SEVEN) | 13600 (THIRTEEN THOUSAND SIX HUNDRED) | 7800 (SEVEN THOUSAND EIGHTY HUNDRED) |

IPR

| Calendar year | 2022 | 2021 | 2020 |
|--------------------------|------|------|------|
| No. of Patents Published | 1 | 0 | 0 |
| No. of Patents Granted | 1 | 0 | 0 |

Sponsored Research Details

| Financial Year | 2022-23 | 2021-22 | 2020-21 |
|--|---------|---------|---------|
| Total no. of Sponsored Projects | 0 | 0 | 0 |
| Total no. of Funding Agencies | 0 | 0 | 0 |
| Total Amount Received (Amount in Rupees) | 0 | 0 | 0 |
| Amount Received in Words | Zero | Zero | Zero |


Consultancy Project Details

| Financial Year | 2022-23 | 2021-22 | 2020-21 |
|--|---------|---------|---------|
| Total no. of Consultancy Projects | 0 | 0 | 0 |
| Total no. of Client Organizations | 0 | 0 | 0 |
| Total Amount Received (Amount in Rupees) | 0 | 0 | 0 |
| Amount Received in Words | Zero | Zero | Zero |

Executive Development Program/Management Development Programs

| Financial Year | 2022-23 | 2021-22 | 2020-21 |
|--|---------|---------|---------|
| Total no. of Executive Development Programs/ Management Development Programs | 0 | 0 | 0 |
| Total no. of Participants | 0 | 0 | 0 |
| Total Annual Earnings (Amount in Rupees)(Excluding Lodging & Boarding Charges) | 0 | 0 | 0 |
| Total Annual Earnings in Words | Zero | Zero | Zero |

PCS Facilities: Facilities of physically challenged students



| | |
|---|-------------------------------------|
| 1. Do your institution buildings have Lifts/Ramps? | Yes, more than 80% of the buildings |
| 2. Do your institution have provision for walking aids, including wheelchairs and transportation from one building to another for handicapped students? | Yes |
| 3. Do your institution buildings have specially designed toilets for handicapped students? | Yes, more than 60% of the buildings |

Accreditation

NAAC Accreditation

| | | |
|---|-------------------|-------------|
| 1. Does your institute have a valid NAAC Accreditation? | YES | |
| Valid from | Valid upto | CGPA |
| 15-07-2019 | 14-07-2024 | 3.14 |

Faculty Details

| Srno | Name | Age | Designation | Gender | Qualification | Experience (In Months) | Currently working with Institution? | Joining Date | Leaving Date | Association type |
|------|----------------------------|-----|---------------------|--------|---------------|------------------------|-------------------------------------|--------------|--------------|---------------------|
| 1 | Bhavsar Bhagyashri Satish | 33 | Assistant Professor | Female | MCS | | Yes | 22-06-2013 | - | Adhoc / Contractual |
| 2 | Gujar Pournima Sachin | 43 | Assistant Professor | Female | Ph.D | | Yes | 29-08-2008 | - | Adhoc / Contractual |
| 3 | Mukhedkar Mukund Nandkumar | 27 | Assistant Professor | Male | M.COM | | Yes | 22-12-2021 | - | Adhoc / Contractual |
| 4 | Yadav Pradip Shardaprasad | 29 | Assistant Professor | Male | NET | | Yes | 01-09-2020 | - | Adhoc / Contractual |
| 5 | CHAUDHARI KAILAS TUKARAM | 27 | Assistant Professor | Male | SET | 5 | Yes | 11-08-2022 | - | Adhoc / Contractual |
| 6 | Joshi Pushkar Dilip | 40 | Assistant Professor | Male | MCA | | Yes | 12-07-2012 | - | Adhoc / Contractual |
| 7 | Nagpure Vijay Bhausaheb | 37 | Assistant Professor | Male | SET | 144 | Yes | 06-02-2013 | - | Regular |
| 8 | DESHMUKH SUBHASH YASHWANT | 56 | Other | Male | MP.Ed. | 32 | Yes | 23-08-2022 | - | Regular |
| 9 | Kekane Maruti Arjun | 34 | Assistant Professor | Male | Ph.D | 119 | Yes | 11-06-2018 | - | Regular |
| 10 | RAUT SAYALI NANDKUMAR | 24 | Assistant Professor | Female | SET | 5 | Yes | 11-08-2022 | - | Adhoc / Contractual |
| 11 | Lande Rohidas Dnyaneshwar | 31 | Assistant Professor | Male | MSc(IT) | 108 | Yes | 10-12-2014 | - | Adhoc / Contractual |
| 12 | Ghodake Bapusaheb Gorakh | 38 | Assistant Professor | Male | Ph.D | | Yes | 15-09-2011 | - | Adhoc / Contractual |
| 13 | Kulkarni Sachin Vijayrao | 38 | Assistant Professor | Male | NET | 156 | Yes | 06-01-2020 | - | Regular |
| 14 | Sayyed Sadik Bashir | 57 | Associate Professor | Male | Ph.D | 372 | Yes | 01-02-1994 | - | Regular |
| 15 | Chug Simran Kishor | 26 | Assistant Professor | Female | NET | | Yes | 01-10-2021 | - | Adhoc / Contractual |
| 16 | Kalamkar Rajendra Parvati | 60 | Associate Professor | Male | Ph.D | 360 | Yes | 05-10-2005 | - | Regular |



| | | | | | | | | | | |
|----|-------------------------------|----|---|--------|------|-----|-----|------------|---|---------------------|
| 17 | Nimbalkar Suhas Abasaheb | 56 | Dean / Principal / Director / Vice Chancellor | Male | Ph.D | 360 | Yes | 01-06-2021 | - | Regular |
| 18 | Chandratre Yogiraj Vishwanath | 57 | Assistant Professor | Male | MCA | | Yes | 15-06-1992 | - | Adhoc / Contractual |
| 19 | Jadhav Pooja Balasaheb | 27 | Assistant Professor | Female | NET | | Yes | 01-08-2019 | - | Adhoc / Contractual |
| 20 | Nabage Ashok Dagadu | 33 | Assistant Professor | Male | MCS | | Yes | 16-11-2017 | - | Adhoc / Contractual |
| 21 | Bawake Balasaheb Bhimaji | 60 | Professor | Male | SET | 372 | Yes | 01-07-1993 | - | Regular |
| 22 | Gholap Mangal Adinath | 37 | Assistant Professor | Female | Ph.D | 5 | Yes | 11-08-2022 | - | Adhoc / Contractual |
| 23 | More Vivek Milind | 37 | Other | Male | NET | 156 | Yes | 01-09-2010 | - | Regular |
| 24 | Tupe Balasaheb Ganapat | 46 | Assistant Professor | Male | Ph.D | | Yes | 01-07-2005 | - | Adhoc / Contractual |



I/C Principal
C.D.Jain College of Commerce
Shrirampur, Dist. Ahmednagar





National Institutional Ranking Framework
 Ministry of Education
 Government of India
 Welcome to Data Capturing System: COLLEGE

Submitted Institute Data for NIRF'2024'

Institute Name: Rayat Shikshan Sanstha's C. D. Jain College of Commerce [IR-C-C-41785]

Sanctioned (Approved) Intake

| Academic Year | 2022-23 | 2021-22 | 2020-21 | 2019-20 | 2018-19 | 2017-18 |
|-------------------------|---------|---------|---------|---------|---------|---------|
| UG [3 Years Program(s)] | 616 | 616 | 616 | - | - | - |
| PG [2 Year Program(s)] | 132 | 132 | - | - | - | - |

Total Actual Student Strength (Program(s) Offered by Your Institution)

| (All programs of all years) | No. of Male Students | No. of Female Students | Total Students | Within State (Including male & female) | Outside State (Including male & female) | Outside Country (Including male & female) | Economically Backward (Including male & female) | Socially Challenged (SC+ST+OBC Including male & female) | No. of students receiving full tuition fee reimbursement from the State and Central Government | No. of students receiving full tuition fee reimbursement from Institution Funds | No. of students receiving full tuition fee reimbursement from the Private Bodies | No. of students who are not receiving full tuition fee reimbursement |
|-----------------------------|----------------------|------------------------|----------------|--|---|---|---|---|--|---|--|--|
| UG [3 Years Program(s)] | 726 | 849 | 1575 | 1575 | 0 | 0 | 582 | 993 | 1360 | 0 | 0 | 215 |
| PG [2 Year Program(s)] | 113 | 129 | 242 | 242 | 0 | 0 | 89 | 153 | 242 | 0 | 0 | 0 |


Placement & Higher Studies

UG [3 Years Program(s)]: Placement & higher studies for previous 3 years

| Academic Year | No. of first year students intake in the year | No. of first year students admitted in the year | Academic Year | No. of students graduating in minimum stipulated time | No. of students placed | Median salary of placed graduates(Amount in Rs.) | No. of students selected for Higher Studies |
|---------------|---|---|---------------|---|------------------------|--|---|
| 2018-19 | 608 | 606 | 2020-21 | 473 | 7 | 252000(TWO LAKH FIFTY TWO THOUSAND) | 196 |
| 2019-20 | 608 | 607 | 2021-22 | 407 | 40 | 96000(NINETY SIX THOUSAND) | 87 |
| 2020-21 | 616 | 614 | 2022-23 | 322 | 151 | 108000(ONE LAKH EIGHT THOUSAND) | 97 |

PG [2 Years Program(s)]: Placement & higher studies for previous 3 years

| Academic Year | No. of first year students intake in the year | No. of first year students admitted in the year | Academic Year | No. of students graduating in minimum stipulated time | No. of students placed | Median salary of placed graduates(Amount in Rs.) | No. of students selected for Higher Studies |
|---------------|---|---|---------------|---|------------------------|--|---|
| 2019-20 | 120 | 90 | 2020-21 | 90 | 11 | 243000(TWO LAKH FORTY THREE THOUSAND) | 0 |
| 2020-21 | 132 | 132 | 2021-22 | 102 | 25 | 96000(NINETY SIX THOUSAND) | 7 |



| | | | | | | | |
|---------|-----|-----|---------|----|----|----------------------------------|---|
| 2021-22 | 132 | 132 | 2022-23 | 74 | 68 | 120000(ONE LAKH TWENTY THOUSAND) | 5 |
|---------|-----|-----|---------|----|----|----------------------------------|---|

Financial Resources: Utilised Amount for the Capital expenditure for previous 3 years

| Academic Year | 2022-23 | 2021-22 | 2020-21 |
|---|---|---|---|
| | Utilised Amount | Utilised Amount | Utilised Amount |
| Annual Capital Expenditure on Academic Activities and Resources (excluding expenditure on buildings) | | | |
| Library | 99381 (NINETY NINE THOUSAND THREE HUNDRED EIGHTY ONE) | 468156 (FOUR LAKH SIXTY EIGHTY THOUSAND ONE HUNDRED FIFTY SIX) | 505115 (FIVE LAKH FIVE THOUSAND ONE HUNDRED FIFTEEN) |
| New Equipment for Laboratories | 213522 (TWO LAKH THIRTEEN THOUSAND FIVE HUNDRED TWENTY TWO) | 13000 (THIRTEEN THOUSAND) | 93016 (NINETY THREE THOUSAND SIXTEEN) |
| Other expenditure on creation of Capital Assets (excluding expenditure on Land and Building) | 0 (ZERO) | 0 (NIL) | 0 (NIL) |

Financial Resources: Utilised Amount for the Operational expenditure for previous 3 years

| Academic Year | 2022-23 | 2021-22 | 2020-21 |
|---|--|---|---|
| | Utilised Amount | Utilised Amount | Utilised Amount |
| Annual Operational Expenditure | | | |
| Salaries (Teaching and Non Teaching staff) | 35838982 (THREE CRORES FIFTY EIGHT LAKH THIRTY EIGHT THOUSAND NINE HUNDRED EIGHTYTWO) | 22595559 (TWO CRORES TWENTY FIVE LAKHS NINETY FIVE THOUSAND FIVE HUNDRED FIFTY NINE) | 28768395 (TWO CRORES EIGHTY SEVEN LAKH SIXTY EIGHT THOUSAND THREE HUNDRED NINETY FIVE) |
| Maintenance of Academic Infrastructure or consumables and other running expenditures(excluding maintenance of hostels and allied services,rent of the building, depreciation cost, etc) | 686956 (SIX LAKH EIGHTY SIX THOUSAND NINE HUNDRED FIFTY SIX) | 2127000 (TWENTY ONE LAKH TWENTY SEVEN THOUSAND) | 217151 (TWO LAKH SEVENTEEN THOUSAND ONE HUNDRED FIFTY ONE) |
| Seminars/Conferences/Workshops | 74067 (SEVENTY FOUR THOUSAND SIXTY SEVEN) | 13600 (THIRTEEN THOUSAND SIX HUNDRED) | 7800 (SEVEN THOUSAND EIGHT HUNDRED) |

PCS Facilities: Facilities of physically challenged students

| | |
|---|-------------------------------------|
| 1. Do your institution buildings have Lifts/Ramps? | Yes, more than 80% of the buildings |
| 2. Do your institution have provision for walking aids, including wheelchairs and transportation from one building to another for handicapped students? | Yes |
| 3. Do your institution buildings have specially designed toilets for handicapped students? | Yes, more than 60% of the buildings |


Accreditation

NAAC Accreditation


| | |
|---|-----|
| 1. Does your institute have a valid NAAC Accreditation? | YES |
|---|-----|


Faculty Details

| Sno | Name | Age | Designation | Gender | Qualification | Experience (In Months) | Currently working with Institution? | Joining Date | Leaving Date | Association type |
|-----|----------------------------|-----|---------------------|--------|---------------|------------------------|-------------------------------------|--------------|--------------|---------------------|
| 1 | Mukhedkar Mukund Nandkumar | 27 | Assistant Professor | Male | M.COM | | Yes | 22-12-2021 | - | Adhoc / Contractual |
| 2 | Kekane Maruti Arjun | 34 | Assistant Professor | Male | Ph.D | 119 | Yes | 11-06-2018 | - | Regular |



| | | | | | | | | | | |
|----|-------------------------------|----|---|--------|---------|-----|-----|------------|---|---------------------|
| 3 | Bhavsar Bhagyashri Satish | 33 | Assistant Professor | Female | MCS | | Yes | 22-06-2013 | - | Adhoc / Contractual |
| 4 | Joshi Pushkar Dilip | 40 | Assistant Professor | Male | MCA | | Yes | 12-07-2012 | - | Adhoc / Contractual |
| 5 | Sayyed Sadik Bashir | 57 | Associate Professor | Male | Ph.D | 372 | Yes | 01-02-1994 | - | Regular |
| 6 | Bawake Balasaheb Bhimaji | 60 | Professor | Male | SET | 372 | Yes | 01-07-1993 | - | Regular |
| 7 | Tupe Balasaheb Ganapat | 46 | Assistant Professor | Male | Ph.D | | Yes | 01-07-2005 | - | Adhoc / Contractual |
| 8 | Gujar Pourmina Sachin | 43 | Assistant Professor | Female | Ph.D | | Yes | 29-08-2008 | - | Adhoc / Contractual |
| 9 | Yadav Pradip Shardaprasad | 29 | Assistant Professor | Male | NET | | Yes | 01-09-2020 | - | Adhoc / Contractual |
| 10 | Ghodake Babusaheb Gorakh | 38 | Assistant Professor | Male | Ph.D | | Yes | 15-09-2011 | - | Adhoc / Contractual |
| 11 | Nagpure Vijay Bhausaheb | 37 | Assistant Professor | Male | SET | 144 | Yes | 06-02-2013 | - | Regular |
| 12 | More Vivek Milind | 37 | Other | Male | NET | 156 | Yes | 01-09-2010 | - | Regular |
| 13 | Chandratre Yogiraj Vishwanath | 57 | Assistant Professor | Male | MCA | | Yes | 15-06-1992 | - | Adhoc / Contractual |
| 14 | Nabage Ashok Dagadu | 33 | Assistant Professor | Male | MCS | | Yes | 16-11-2017 | - | Adhoc / Contractual |
| 15 | Kulkarni Sachin Vijayrao | 38 | Assistant Professor | Male | NET | 156 | Yes | 06-01-2020 | - | Regular |
| 16 | Kalamkar Rajendra Parvati | 60 | Associate Professor | Male | Ph.D | 360 | Yes | 05-10-2005 | - | Regular |
| 17 | Jadhav Pooja Balasaheb | 27 | Assistant Professor | Female | NET | | Yes | 01-08-2019 | - | Adhoc / Contractual |
| 18 | Chug Simran Kishor | 26 | Assistant Professor | Female | NET | | Yes | 01-10-2021 | - | Adhoc / Contractual |
| 19 | Nimbalkar Suhas Abasaheb | 56 | Dean / Principal / Director / Vice Chancellor | Male | Ph.D | 360 | Yes | 01-06-2021 | - | Regular |
| 20 | DESHMUKH SUBHASH YASHWANT | 56 | Other | Male | MP.Ed. | 32 | Yes | 23-08-2022 | - | Regular |
| 21 | RAUT SAYALI NANDKUMAR | 24 | Assistant Professor | Female | SET | 5 | Yes | 11-08-2022 | - | Adhoc / Contractual |
| 22 | CHAUDHARI KAILAS TUKARAM | 27 | Assistant Professor | Male | SET | 5 | Yes | 11-08-2022 | - | Adhoc / Contractual |
| 23 | Gholap Mangal Adinath | 37 | Assistant Professor | Female | Ph.D | 5 | Yes | 11-08-2022 | - | Adhoc / Contractual |
| 24 | Lande Rohidas Dnyaneshwar | 31 | Assistant Professor | Male | MSc(IT) | 108 | Yes | 10-12-2014 | - | Adhoc / Contractual |




I/C Principal
C.D. Jain College of Commerce
Shrirampur, Dist. Ahmednagar